



S380GB231500

01/2023

Due to our policy of constant technological upgrading, technical specifications may be subject to change without prior notice.

According to the standards in force, in extra-EU areas the availability and specifications of some products and/or characteristics may vary. Please contact your local distributor for further information.



**BU Medical Equipment**  
**Sede Legale ed Amministrativa / Headquarters**  
CEFLA s.c.  
Via Selice Provinciale, 23/a  
40026 Imola (BO) - **Italy**  
t. +39 0542 653111  
f. +39 0542 653344  
sternweber@sternweber.com  
sternweber.com


**Stabilimento / Plant**  
Via Bicocca, 14/C  
40026 Imola (BO) - **Italy**  
t. +39 0542 653441  
f. +39 0542 653601



# S380TRC

THE PEAK OF TECHNOLOGY

[STERNWEBER.COM](https://www.sternweber.com)



STERN WEBER

## TECHNOLOGICAL INTERACTION

Featuring the latest exclusive technology, the S380TRC lets dentists incorporate the interactive LED Pack and advanced software to allow voice-activated human-machine interaction. Cutting-edge connectivity and instruments streamline your work, allowing you to make the most of your skills.

## EXCLUSIVE ERGONOMICS

The wellbeing of the patient, the comfort of the dental staff and cutting-edge performance are all combined in the S380TRC. Essential design, lighter main parts and exclusive ergonomic concepts blend with a unique patient chair that offers synchronized movements and lateral seat rotation.

## UNRIVALLED EXPERIENCE

A work unit that meets every specific clinical need. The 7" multitouch display offers an unprecedented user experience and lets the dentist accurately control the dynamic instruments and the integrated hygiene and multimedia systems.

YOUR TALENT INSPIRES US













### Patient involvement

When the powered rotation brings the chair to the access position, the surrounding area is completely free from obstacles. Everything is focussed on respect for the patient and the desire to seat him or her as comfortably as possible. In this position, communication between the dental professional and the patient is less formal and more relaxed.

### Ideal accessibility

Thanks to the powered chair rotation and positioning at an ideal height for all body sizes, access to the chair is comfortable for every patient. Where the patient sensor is present, the LED light ring provides info relating to the patient's entry/exit.



### A patient chair in a class of its own

Synchronized backrest and leg rest movements, and powered retractable footrest: each exclusive function incorporates the needs of operational ergonomics with the utmost comfort, offering the patient a new experience.

### Seated position

Ideal for all orthodontic treatment, the seated position, adjustable to any height, allows natural occlusion between the two arches and, with the chair free from all obstruction, allows the dentist to perform extractions with greater ease.





### Maximum versatility

Chair rotation can be completed by the function that lets the Continental module be positioned on the assistant's side. The work flow is thus facilitated by the versatility of movement.

### Working comfort

In the International version, the dynamic instruments can be positioned in all operating zones, ensuring maximum ergonomic practicality for each type of operation.







### Voice control

To make interaction between staff and instruments even more agile, the virtual voice assistance system offers numerous workflow improvement opportunities. For example, assistants or dentists can manage the operating light via voice controls. These let users switch on, switch off or select "composite" mode. Speeds up tasks and enhances hygiene as there is no physical contact with the light. If the dental unit is connected to the PC, dentists can interact with the image management software via voice control. This lets them save the images that have just been captured by a camera or X-ray sensor.

Before managing a device with voice control, the system must be activated via the foot control on the base of the dental unit.



### Interactive LED Pack

As-standard application that makes dental unit design more appealing and provides user-friendly info on the status of the various integrated functions via LEDs. There are several warnings/indicators: their colour provides dentists with a range of useful information, from scaler mode to hygiene cycle progress on the dental unit. During root canal treatment with the apex locator on, the LED ring changes colour, passing from green to yellow to red according to the distance from the apex (this mirrors the on-panel bar colours).

After starting the stopwatch, the LED ring is gradually turned off, flashing briefly when the timer expires.







The new 7” control panel with multitouch display is at the forefront of technological development in the dental industry

Multi-touch display

The interface provides users with a clear, comprehensive array of information and plenty of scope for customization. New graphics improve the user experience and streamline interaction thanks to simple smartphone-like controls. Designed for clinical environments, it is resistant to impact and water and can be positioned to suit your needs.

The control panel allows dental unit functions to be upgraded with ease as necessary. The control panel can also be used to customise the LED ring colour and the related activation areas.

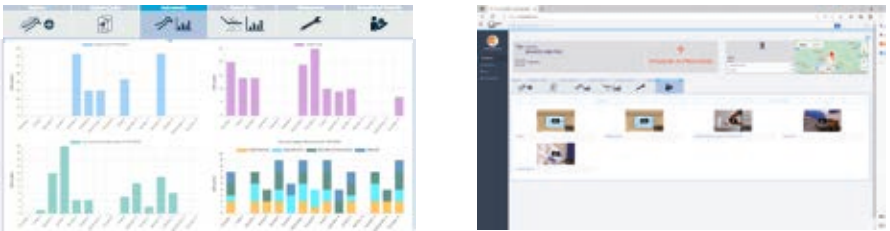
The large 7” touch screen ensures excellent visibility from any angle while HD performance optimises image and video display.

THE EVOLUTION OF CONTROL



To keep pace with technological developments, the Stern Weber product range features Internet connectivity. This latest innovation provides access to optional digital services that improve dental surgery efficiency.

**Di.V.A. (Digital Virtual Assistant)**  
With Di.V.A., a user-friendly dashboard lets dentists or surgery owners monitor dental unit use, instrumentation and the disinfection cycles performed. Data can be obtained quickly and easily as it's managed on a web portal, accessible from any browser. Where a patient sensor is present, uses can accurately quantify effective use of the patient chair. What's more, Di.V.A. gives direct access to video tutorials and the user manual for the model in question.



easycheck

When linked to the web via Easy Check, the dental unit can rely on real-time remote diagnosis and technical support: this valuable tool helps technicians speed up assistance and manage it more effectively.

Wearable technologies and voice-activated controls

Instant NFC connectivity to access custom settings. Just bring the silicone bracelet (which can be sanitised) close to the dentist's module to activate the previously saved work settings (i.e. parameters for instruments, patient chair, operating light, plus interface preferences).

Voice control is also an option: this function recognises voice commands for the micromotor, scaler, operating light, patient chair positions, timers and user profile changeovers. Makes it easier to perform tasks when no assistant is available.



**USB connection**  
Dentists can use the USB port to upload/download diagnostic images when the integrated multimedia system is present.



**Multi-profile management**  
According to clinical needs, the dentist working on the S380TRC can customize all operating parameters and save them directly on the control panel or on a USB drive. Alternatively, users can opt for NFC connectivity.



**NFC connectivity**  
This uses a chip integrated in the dentist's module and an IP68-class bracelet. There are up to 20 memory slots, each containing a full set of work settings. An efficient, innovative solution for multi-operator clinics.

## New instruments for perfect conservative work

In addition to a broad selection of turbines, contra-angles and ultrasonic scalers, the new brushless micromotors feature innovative FIT (Fluorescence-aided Identification Technique) technology. This highlights the presence of composite

materials thanks to the fluorescence emitted by the specific LED integrated in the instrument. Moreover, thanks to its broad emission spectrum, the new curing light is optimized for latest-generation composite materials.



### SC Scalars

Ultrasound scalars suitable for supragingival prophylaxis and periodontal tasks. Also suitable for the preparation of small cavities and usable in endodontic root canal cleaning techniques. The LED ring indicates the current scalar mode: PARO – green; ENDO – orange; NORMAL – blue.



### i-XS4 FLUO micromotor

Even lighter and quieter, this micromotor is now available with FIT technology to detect composite materials. Allows faster, more precise removal of old composite in teeth that need to be retreated. With orthodontic or aesthetic treatments, bracket removal is simple, safe and effective.



### Turbines and contra-angles

Six silent yet powerful models of highly advanced turbine, plus a broad range of ergonomic contra-angles that meet all clinical needs, from conservative dentistry to implant surgery and endodontics. With the instrument (turbine, micromotor) extracted, the LED ring shows the activated spray mode.



### T-LED

The new curing light has an emission spectrum that allows optimal activation even of latest-generation composites. Ergonomically advanced with the characteristic swivel grip, it features a new user-friendly interface.







Greater efficiency and effectiveness

All the elements used for endodontic treatment - including the brushless micromotor, apex locator, databases for the most commonplace commercially available endocanal files and the ENDO control mode - are integrated into the S380TRC electronics and control software. During endodontic treatment, the display provides key data on a dedicated user-friendly display, making workflows faster and more efficient.

Brushless micromotor

The i-XS4 micromotor has the necessary technology for excellent performance in all types of treatment. Performance in conservative dentistry, prosthetics, endodontics (also with reciprocating movement) and implants is always ensured at the highest levels of quality. During root canal treatment the LED ring lights up synchronously with the integrated apex locator, reproducing the colours of the control panel bar.



ENDO database

A large pre-loaded library of endodontic files is available to dentists. In endodontics mode, selecting the file in the database causes the software to automatically set torque/speed; alternatively, these values can be set by the dentist as desired. The endodontic file brand names are not owned by Cefla or any of its subsidiaries.



Apex locator

With the EVO E4 dedicated contra-angle, the apex locator allows the apex distance to be displayed during the root canal instrumentation phase. Nearing of the apex is also indicated by warning buzzers. It's possible to set automatic interruption of micromotor rotation when the apex is reached.



Reciprocating mode

The reciprocating mode, with alternating rotation movement, combined with the EVO E4 contra-angle, allows the use of specific files.



## Perfect integration for implantology

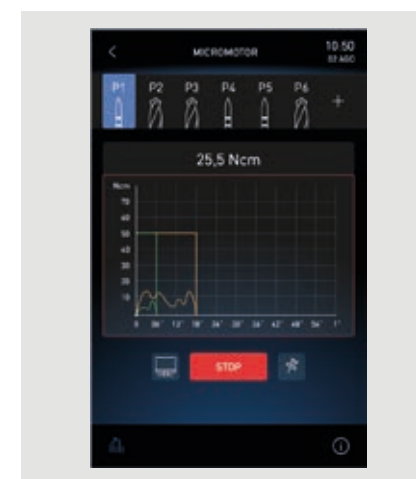
We've created a made-to-measure solution for implantologists. Selecting IMPLANT mode turns the Full Touch control panel into a dedicated interface for surgical operations. Implantologists are provided with everything needed to perform treatment, significantly speeding up workflows. Moreover, they can use the brushless micromotor, foot control and peristaltic pump incorporated in the dental unit without the workspace becoming obstructed by stand-alone devices.

### EVO R20L contra-angle

The EVO R20L contra-angle, which has a 20:1 gear ratio specifically for surgery, can be autoclaved and heat-disinfected. It features an internal cooling system and external spray, plus LED lighting.

### Torque curves

An optional torque curve recording function is available during treatment. In addition to monitoring the torque delivered by the micromotor, information on the entire curve constitutes a useful clinical tool for subsequent treatment on adjacent or contralateral teeth. The implant tightening torque completes the available data. It's also possible (where an integrated camera is available) to view the curve on the monitor integrated with the unit; this is useful during academic and training tasks.



### Peristaltic pump

The peristaltic pump, controlled via the Full Touch control panel, is integrated into the dentist's module, eliminating the need for any additional modules or carts around the patient chair.



### i-XS4 micromotor

The brushless micromotor is integrated with the dental unit electronics, which also controls the peristaltic pump. The software allows safe and precise control of speed and torque, which can reach 70 Ncm with the EVO R20L contra-angle.

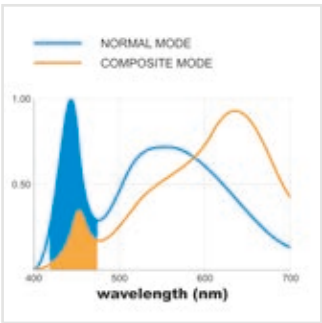




A latest-generation light  
for every clinical need

The new LED light is a major step forwards in the development of clinical lighting. The colour rendering index (CRI) is above 95, allowing ultra-high colour fidelity, and the choice of 3 different colour temperatures enables users to select the right lighting for the specific clinical procedure. Light intensity is adjustable up to 50,000 Lux. A broad spotlight and excellent depth of field, from 55 to 85 cm, reduce the need for the dentist to reposition the lamp during treatment. What's more, "composite" mode can be activated quickly to prevent premature composite curing. Where the

optional voice control system is present, the dentist can voice-activate the operating light. This allows: switching on, switching off and selecting "composite" mode. Speeds up tasks and enhances hygiene as there is no physical contact with the light.



**Composite mode**  
Working in "composite" mode ensures good visibility within the operating area without affecting composite curing. The 430-480 nm wavelength range is filtered, slowing down the activity of the camphorquinone to provide more time for modelling the materials.



**Targeted lighting, advanced versatility**  
The Venus LED MCT has a specific colour temperature setting for every need. There are three different settings, optimised for different circumstances: a 4300K warm light for surgical treatment, a 5000K neutral light for conservative dentistry and a 5500K cool light for realistic colour capture.



**Slim, flexible and redefined to make the ergonomic benefits all-encompassing**

Before redesigning all the elements of the arm system and Continental module, each aspect of the dentist's work was carefully examined. Now lighter, with a more compact geometry, the dentist's module can reach any position with minimal effort. The pneumatic brake - activated and deactivated via the on-handle sensor - allows easy height adjustment. Instrument lever height has been reduced to minimise interference with the light in the work zone. The module reaches the transthoracic position, thanks to the rotation of the arm system.

**Arm compactness**

The arm system has been designed to minimise the overall bulk of the S380TRC and make module positioning easier. Made of cast aluminium, it is stable and lightweight, boosts operational flexibility under all circumstances and allows work in the transthoracic position.



**SideFlex instrument levers**

Removable and equipped with swing joints that also allow lateral movement, the levers alleviate wrist fatigue and are self-balancing. They follow the dentist's movements, are extremely light and allow for adjustment to balance and effective traction during the return.



**Left Side Pack**

An option on the S380TRC Continental, the Left Side Pack configuration allows the placement of the console on the left side of the instrument module, with an additional handle for better manoeuvrability.



**Sixth instrument**

An intraoral camera or curing light can be added as the sixth instrument.



**Pneumatic release**

The pneumatic brake, which can be disabled by touching a sensor in the module handle, allows fast and precise positioning of the instruments.






Compact and perfected  
for those who need  
maximum working  
flexibility

Featuring a modern design that combines a large, easy-to-read display with an ergonomic, easy pick-up instrument layout, the International module provides lightness and easy handling. Thanks to carefully designed holders, all instruments benefit from secure support/containment and are arranged so they can be gripped with ease. The new arm system allows dentists

to position the module according to their specific needs. The practical handle can be removed to facilitate cleaning.



**Sixth instrument**  
The International module also enables the dentist to choose between a camera and a curing light.



**Tray holder**  
Easy to position, the tray holder module can be adjusted horizontally to suit a full range of treatment requirements.



**Motor-driven cuspidor bowl**  
The cuspidor bowl rotates when the rinse or home position is selected. The automatism speeds up the workflow and prevents any interference between cuspidor bowl and patient chair.



**Integrated sensor**  
Incorporated in the stylish cup and bowl fill unit, the optical sensor automates cup filling.

Wellbeing for the patient,  
a streamlined workflow  
for the dental team

With only minimal floor space requirements, the shape of the chair accommodates the patient perfectly while ensuring dentist and staff have excellent accessibility to the operating zone. Key features include hard-wearing upholstery, a 190 kg lifting capacity and soft-start/soft-stop vertical movement. Gentle, vibration-free movement relaxes the patient and helps dispel any anxiety about treatment. Access is simple and comfortable, thanks to the motor-driven rotation movement.

An optional sensor located between backrest and seat detects the presence of the patient for the purpose of statistics, processed by the Di.V.A. virtual assistant. Additionally, the sensor contributes to sustainability by automatically setting the device to stand-by a set time after the patient leaves and by activating the automatic operating light switch-on/switch-off mechanism.



**Memory Foam**  
Exceptional comfort and proper anatomical support thanks to special upholstery options.



**Essential design**  
The shape of the chair, with an essential line and minimized overall dimensions, reaches surgical bed positions, providing the work team with maximum clinical ergonomics.



**Assistant's module**  
Module with touch screen featuring an extensive vertical excursion. The double articulated arm allows suitable positioning for every clinical situation. Available with 3 holders



or 5 holders in the optional enlarged version, it provides the dentist with a camera, a curing light and a syringe connected to the two tubes.







Unlimited individual ergonomic choices

Stern Weber offers a wide range of customised ergonomic solutions designed to make the most of your talents in every situation: from multi-function foot controls to the sturdy cast aluminium backrest and Atlaxis headrest with pneumatic-release orbital movement. In addition to the cable version, a wireless foot control is also available to reduce the presence of floor-level cables. The batteries have an exceptionally long life. The supplied cable can be used to charge the foot control or to connect it to the dental unit.



**Standard backrest**  
Shaped to provide dental staff with a comfortable approach to the patient during treatment. Suitable for adults, children and all types of treatment.



**Nordic backrest**  
Ensures lasting comfort during protracted treatment sessions and is shaped to aid dentists working in 'indirect vision' mode.



**Atlaxis**  
The headrest that follows the patient's anatomy. Ultra-simple fingertip release of the pneumatic lock allows orbital movement to achieve perfect positioning, vertical adjustment included.



**Multi-function foot control**  
Cutting-edge device with ergonomic lateral-slide control that lets dentists activate Chip Air and Chip Water functions on the instrument in use, invert micromotor rotation (when extracted), control patient chair movement and recall saved positions. Also available in a wireless version.



**Pressure-operated foot control**  
Offering the same performance as the multi-function foot control, this unit offers different ergonomics for those who prefer a pressure-operated approach. Both devices have peristaltic pump on/off controls in surgery mode. Also available in a wireless version.



**Power Pedal**  
This third foot control model offers different design and ergonomics. It provides the same functions as the more conventional models. Also available in a wireless version.



The efficiency and effectiveness of an X-ray diagnosis system in a single treatment area

The integration of a complete system increases diagnostic potential while shortening treatment times. The system features advanced technology, including the X-ray unit with digital wireless handheld controller, an LED monitor with optional touch-screen function and a latest-generation digital sensor. The X-ray image can be shown in mere seconds on both the 22" monitor and the 7" display on the Full Touch control panel.



**Zen-X X-ray sensor**  
Extractable sensor with USB lead located on the dentist's module, can capture high-resolution images with minimal radiation dosage. Able to be sanitised, the sensor comes in two different sizes and is IP67 certified against water and dust infiltration.



**RXDC - HyperSphere technology**  
Incorporated on the dental unit, the X-ray unit and handheld control unit require no additional installation points. Thanks to a combination of 30 cm collimation and a 0.4 mm focal spot, parallelism is excellent and images are pin sharp. Locked and unlocked by touch-sensitive pads, the tube head rotates freely around the spherical joint.





**Sharing information  
makes patients feel  
reassured and more  
cooperative**

Coupled with a latest-generation HD video camera, the Full HD 16: 9 tilt-adjustable 1920 x 1080 pixel flat screen medical monitor can be connected via cable to a PC. The LED light sources ensure high levels of contrast and brightness, while the IPS panel, which significantly broadens the screen viewing range, allows images to be comfortably viewed from any angle. The video camera aids dentist-patient communication and, thanks to the slender handpiece design, it can reach distal zones with ease. Excellent depth of field eliminates any need for manual focusing.



**C-U2 HD camera**  
Streams HD images directly to the Full Touch control panel and the integrated monitor. Speeds up diagnostics and generates material for documenting the treatment and completing clinical reports.



**Full Touch Multimedia**  
The Full Touch Multimedia panel lets users display X-rays, images and videos. Touchscreen functionality lets dentists scroll through files and enlarge images via the 7" display.



**22" LED Monitor**  
The Full HD monitor is also available in a multitouch version that allows the screen to be positioned as desired.



**Saving**  
With just a few clicks, you can save the images to the local memory on the control panel, to an external PC when connected via a network cable, or download them to a USB drive.



Scientifically certified  
hygiene systems



With the freedom to configure their dental units with a broad range of active devices, dentists can control every aspect with ease via the Full Touch control panel. The user-friendly interface helps users manage the maintenance and daily disinfection of the water circuits. Although the W.H.E. - a continuous sanitisation system compliant with European standards and DVGW certified - is automatic, the settings for all the other devices can be customized. The BIOSTER system carries out automatic end-of-session spray water circuit disinfection cycles. Tests performed by the **Sapienza University of Rome** and the Department of Public Health and Paediatrics of the **University of Turin** have shown that combining execution of a daily **BIOSTER** intensive disinfection cycle with use of the **W.H.E.** system results in the complete absence of bacterial load in the cooling liquids delivered by the instruments.

Unit body design provides for insertion of instruments in integrated holders. This reduces the time needed to start the selected cycle and eliminates the need for other accessories. Furthermore, the disinfectant tank can easily be top-loaded without having to open the hatch or access the dental unit interior.



**A.C.V.S.**  
Automatic system that carries out suction system sanitisation cycles between one patient and another. Practical and fast.



**I.W.F.C.**  
Activated via the control panel, the device ensures tubing is automatically rinsed after the machine has remained idle for some time. Included in the BIOSTER system or available separately.



**W.H.E.**  
Continuous **Peroxy Ag+** (H<sub>2</sub>O<sub>2</sub>) based disinfection system and air gap separation device between mains water and dental unit circuits. Acts against all water-borne contaminants, including Legionella.



**SANASPRAY**  
Tank with distilled water as an alternative to mains water.



**Removable instrument levers**  
Equipped with a swing joint that also allows lateral movements, the levers are removable to permit thorough cleaning of every single element. The new dentist's module handle can also be easily removed.



**LED indicators**  
Hygiene cycle stages (start, contact pause and end of cycle) are immediately highlighted by LED colour changes.

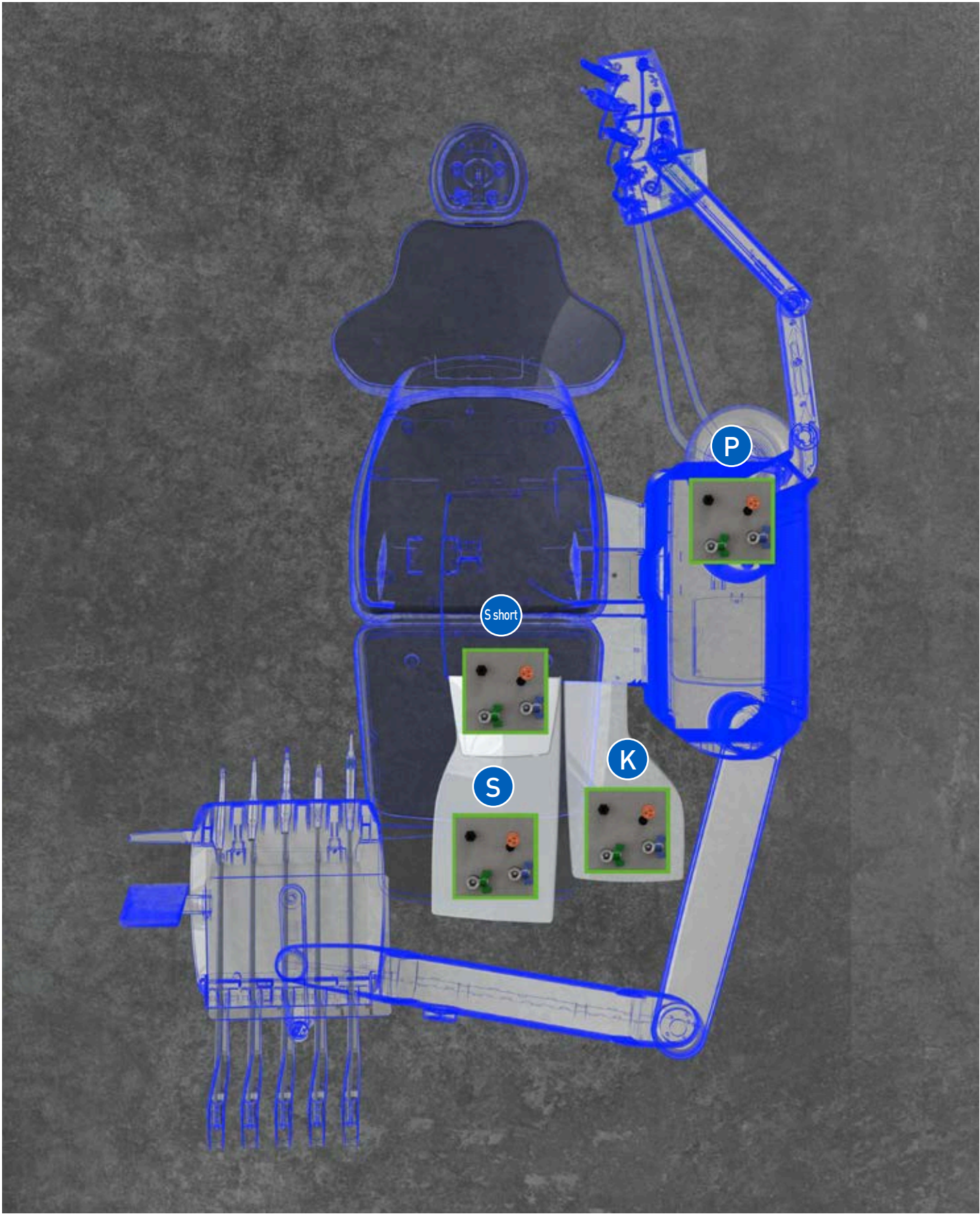


Flexible dental practice  
layouts

Thanks to the multi-connection concept, it's possible to maintain the previous dental practice layout even when an existing dental unit is being replaced.  
When installing the new unit, the already-present floor-mounted connections will be suitable as the Stern Weber model allows for their connection without any need for construction work.  
Utilities are always covered stylishly and efficiently, thus minimising any structural intervention in the practice.

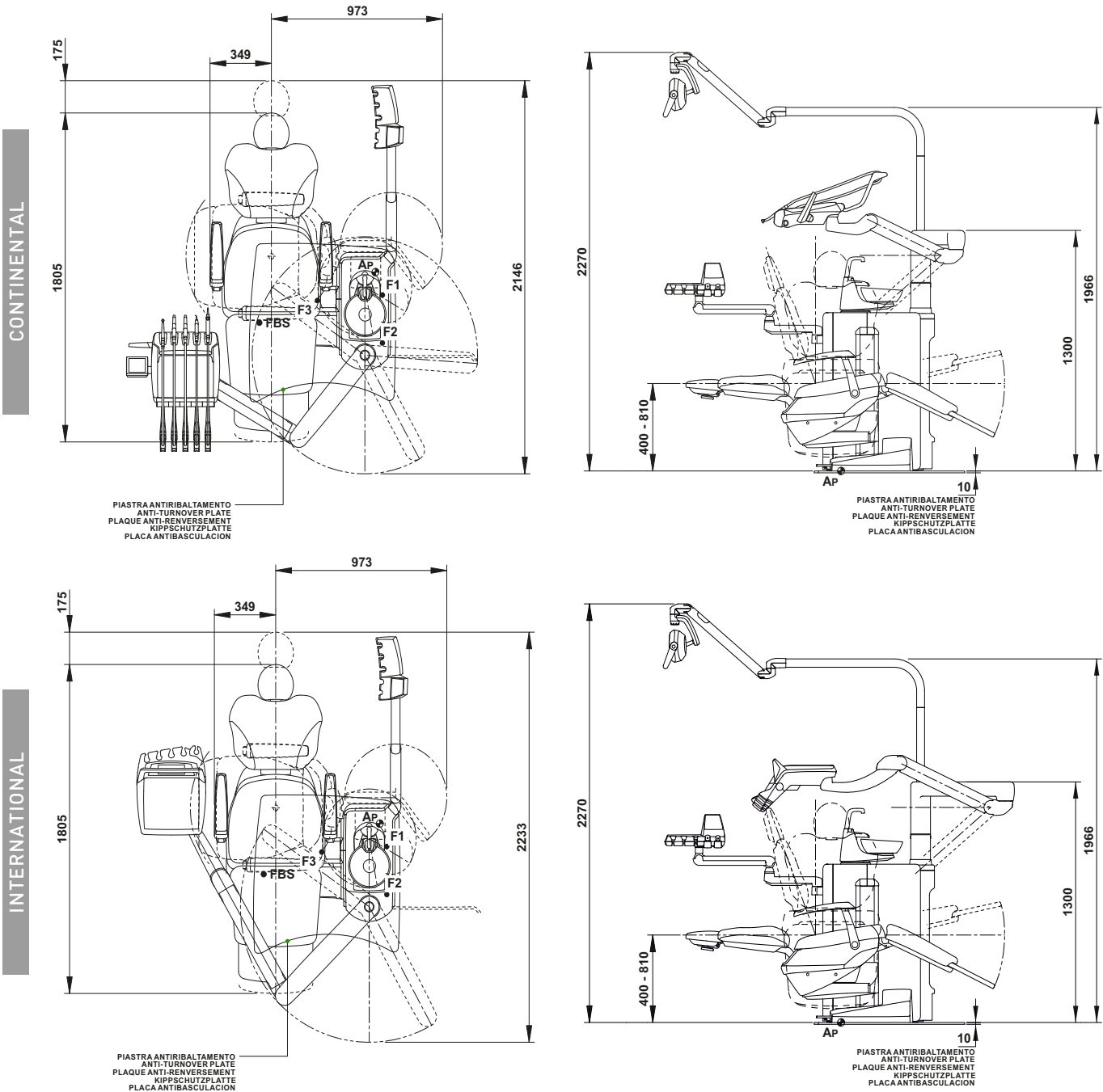
Available configurations

To optimize the layout of the practice and streamline installation, you can select one of the illustrated configurations.  
**P** – connections are located under the rear of the unit body  
**K** – connections are located under the front of the unit body  
**S / S short** – the connections are located under the patient chair leg rest



S380TRC	CONTINENTAL	INTERNATIONAL
HYGIENE SYSTEMS		
BIOSTER	*	*
A.C.V.S.	*	*
SANASPRAY	*	*
W.H.E.	*	*
I.W.F.C.	*	*
DENTIST'S MODULE		
LEFT SIDE PACK	*	–
Multimedia 7" Full Touch display	●	●
i-XS4 Micromotor with fibre optics (100 – 40,000 rpm, 5.3 Ncm)	●	●
Micromotor i-XS4 FLUO, with f.o. and FIT technology	*	*
6-way syringe	●	●
Sixth instrument	*	*
Integrated X-ray sensor	*	*
Reciprocating mode module	*	*
Integrated Apex Locator	*	*
Peristaltic pump kit	*	*
"Torque Curve" implant function	*	*
NFC System	●	●
Voice controls	*	*
UNIT BODY		
Interactive LED Pack	●	●
Bacinella in vetro	●	●
Bacinella in ceramica	*	*
Motorizzazione bacinella	●	●
Sensore riempimento bicchiere	●	●
Riscaldatore acqua al bicchiere	●	●
Riscaldamento spray	*	*
Selezione indipendente delle cannule	●	●
Pedana arresto aspirazione	●	●
Cablaggi applicazioni multimedia	●	●
Portatray Assistente	*	*
Tavoletta assistente a 3 alloggiamenti	●	●
Tavoletta assistente a 5 alloggiamenti	*	*
Lampada Venus LED MCT	●	●
PATIENT CHAIR		
Atlaxis headrest	●	●
Adjustable right armrest	●	●
Adjustable left armrest	●	●
Patient presence sensor	●	●
Multi-function foot control	●	●
Pressure-operated foot control	*	*
Power Pedal foot control	*	*
Wireless multi-function foot control	*	*
Wireless pressure-operated foot control	*	*
Wireless Power Pedal foot control	*	*

● as standard      \* optional      – not available



Measurements in drawings are in millimetres.

